

Washable cotton mask


Materials:

100% cotton fabric (tightly woven if possible)


1/8" elastic




1) Cut two pieces of fabric 6 x 9", and two 5.5" pieces of elastic. (For children's mask, cut 7 x 5". Elastic is the same.)




2) Pin the elastic to each end of the right side of one of the pieces of fabric, about half inch from the corner, and sew in place.



3) Put right sides together. Starting about 1/3 along one of the long sides, sew them together, about 1/4" from the edge. Stop before you get all the way around, leaving a space at least 2" long. (The elastic will be in between the two layers.)



4) Trim corners and turn inside out. Poke something pointed into the corners and iron the mask. Fold about one inch from the top to form a pleat, then repeat lower down, so that the finished length of the sides is about 3.25". (Children's mask 2.5")



5) Topstitch all the way around, securing the pleats and closing the open part.

